



SAFETY SHOWERS AND EYEWASH STATIONS AND FIRST AID FIRST AID EQUIPMENT

MAIN INFORMATIONS

For the safety of people, safety showers and eyewash stations are essential in premises where there is a risk of splashing dangerous products. They are therefore recommended in the:

- Chemical and pharmaceutical industry,
- Food and automotive industry,
- Chemical, petrochemical and biochemical laboratories,
- Municipal workshops, garages and printing workshops,
- Universities, high schools and colleges,
- Hospitals and clinics,
- Water treatment plants and swimming pools...

As first aid equipment, showers and eyewash stations should be installed close to danger areas. They should be easily accessible and clearly marked.

REGULATIONS



Labour Code:

In accordance to Article R. 4224-14 of the Labour Code, workplaces must be equipped with first aid equipment appropriate to the nature of the risks and easily accessible.



ISO 3864:

This standard concerns the signage of equipment. It is taken up at European level by directive 92/58/EEC and at national level by standard NF X08.003. All our first aid equipment is supplied with warning labels that comply with these standards.



FRENCH STANDARD NF X 15-221:

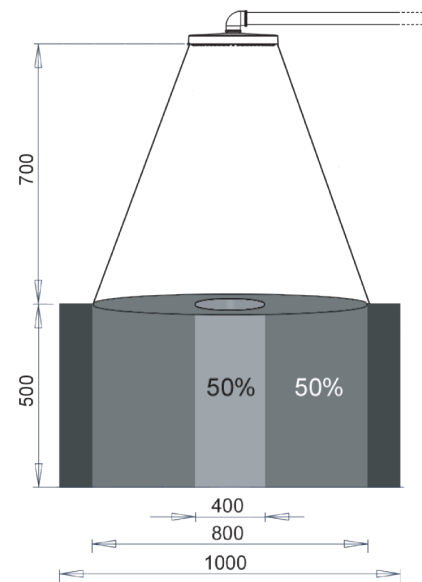
This standard applies to body showers connected to the water network and used on industrial sites and places other than laboratories. The requirements of this standard are based on those of the European standard EN 15154-1 (see below).

EUROPEAN STANDARD EN 15154-1:

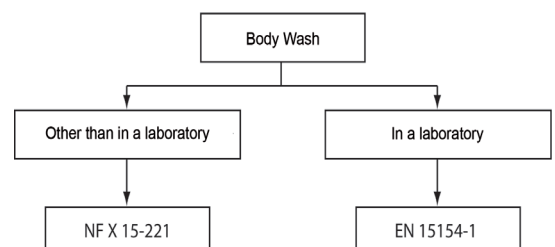
This standard applies to body showers connected to the water system in laboratories. The main requirements of this standard are



- The zone of effectiveness of the water delivery, at a distance of 700mm below the shower head, shall follow the following pattern: 95% of the water delivered shall be within a circle of 800mm diameter; 50% ($\pm 10\%$) the water shall fall within a radius of 400mm diameter.
- The water flow rate should be constant and a minimum of 60 L/min.
- The shower must be capable of supplying water for a minimum of 15 minutes.
- The water velocity should be low enough to avoid injury to the user.
- The height under the shower head should be 2200 \pm 100 mm from floor level.
- The water supply opening valve shall not close automatically.
- The manufacturer shall supply the equipment with installation, operating and maintenance instructions.
- The shower shall be supplied with a Standardized label (see below).



AREAS COVERED BY THE STANDARDS NF X 15-221 and EN 15154-1:





EUROPEAN STANDARD EN 15154-2:

This standard applies to eyewash stations connected to the water system. The main requirements of this standard are:

- The water flow rate must be constant and at least 6 l/min,
- The eye washer must be able to supply water for a minimum of 15 minutes,
- The velocity of the water must be sufficiently low so as not to injure the user,
- The height of the water coming out of the nozzles should be between 100 and 300mm,
- The sprinklers must be at a distance of 1000 (± 200 mm) from the ground level,
- The water supply opening valve shall not close automatically,
- The manufacturer shall supply the equipment with installation, operation and maintenance instructions,
- The eyewash station shall be supplied with a Standardized label (see below).

Water temperature:

For comfort, and in order not to aggravate the injured person's injuries, the EN 15154-1 and EN 15154-2 standards recommend the use of water between 15°C and 37°C, the NF X 15-221 standard, between 15°C and 25°C. We therefore advise you to install a thermostatic mixer tap (optional, see below)

CHOOSE THE RIGHT SOLUTION FOR THE RISKS INVOLVED

Risks		First aid solution to be implemented	Norms
Projection at the level of body level	Stationary	Safety shower on water network	EN 15154-1 NF X 15-221
	Itinerant	Self-contained portable shower	R.4224-14
Projection at the level of face and eyes	Stationary	Safety eye wash station on water system	EN 15154-2
	Itinerant	Stand-alone eye wash station	R.4224-14
Projection on the body, face and eyes	Stationary	Safety shower and eyewash station, or combined shower and eyewash station	EN 15154-1 NF X 15-221 EN 15154-2
	Itinerant	Self-contained portable shower and eye wash station	R.4224-14

INSTALLATION

It is recommended that first aid equipment be installed close to the danger zone. It should be easily accessible (less than 10 seconds or 30 metres away) and free of obstacles.


They should be clearly identified and all personnel who may be required to use this type of equipment should receive appropriate training. Finally, equipment connected to the water system should be operated at least once a week.

• Thermostatic mixing valves (MCL-MTD)

- For eyewash stations: reference MCL
- For showers and combined shower and eye wash station: reference MTD.



▲ MTD



▲ KITCC2



▲ MCL

HEATING CABLE KIT (KITCC2)

In order to avoid the risk of freezing we recommend a heating cable so that the water in your hose does not freeze at -1°C. This system can be used on any model of shower or eye-washer.

Includes: 1 metre of heating cable; 1 power supply kit; 1 frost protection box.

