



**RANGE 790+****EN 14470-1 EN 1363-1 FM 6050**

# EN 14470-1 & FM<sup>(1)</sup> SAFETY CABINETS TYPE 105 MIN FOR FLAMMABLE PRODUCTS



Standardized labeling



Containment Shelf



Moving by pallet truck (empty)




▲795+E + C235



Self-closing door(s) with thermo-fuse



Key locking System



Removable base through



## CERTIFICATION

- Tested and approved according to EN 14470-1 (04/2004) and EN 1363-1 (06/2000) type 90.
- Normalized labelling according to ISO 3864 and EN 14470-1 (04/2004) norms, and 92/58/CEE european directive.
- <sup>(1)</sup>Tested and approved Type 10 minutes according to FM 6050 (Factory Mutual international).

## ADVANTAGES

- Fire resistance for 105 minutes (approved Type 90) in as per ISO 834 fire heating curve.
- Tested and approved by an independent European laboratory.

## PASSIVE SECURITY

- Double wall construction :
  - Outer housing made of sheet steel (12/10th) with high quality epoxy coating RAL 9010.
  - Inner body built in white (RAL 9010) melamine-based wood.
- Thermal insulation panel between the walls avoiding thermal bridges.
- Removable bottom containment sump.
- Safety labellings as per EN 14470-1.
- Adjustable containment shelves.
- Earthing link.

## ACTIVE SECURITY

- Ø 100 mm air inlet and outlet ducts for whether natural ventilation or connection with forced ventilation/filtration system.

- In case of fire, a thermo-fuse automatically seals off the ventilation system.
- Thermo-expanding seals of the door(s) allow keeping the internal body fireproof.
- Separately locking door(s) with cylinder locks.
- Self-closing door(s) with option to keep the door(s) open. If the temperature rises to 47°C, a fuse link closes the door(s) automatically.

## OPTIONS

- Doors with different color possibility for 794 and 795 models:
  - Frame and shelves in white (RAL 9010); **doors in yellow (RAL1023)**
- Additional shelf
- Grating for retention tank
- Drawer / sliding retention tray
- PVC surprotections
- Ventilation or filter casings
- Absorbent mats to be placed at the bottom of the holding tank (packets of 10 sheets)
- Code lock (1 per door)

## Cooling system

To increase the security of your cabinet and control the temperature inside, we propose you a cooling system. Ask-us for more information.



# RANGE 790+

EN 14470-1 EN 1363-1 FM 6050



794+E + C148\*



795+EJ\*



^ Option Code lock SERCODE (1 per door)

## CABINETS WITH EQUIPMENTS

Door's reference	Description	Type	Number of door(s)	Outside dimensions H x W x D (mm)	Storage capacity (L)	Delivered with		Maximum load per shelf (kg)	Weight (kg)	
						Containment shelf	Containment sump			
white	yellow									
791+E <sup>(1)</sup>	-	Cabinet equipped	under-bench	1	630 x 635 x 570 <sup>(1)</sup>	30	1	1	30	127
791T <sup>(4)</sup>	-	Cabinet equipped	under-bench	1	670 x 635 x 615 <sup>(4)</sup>	30	-	1	30	155
792+E <sup>(1)</sup>	-	Cabinet equipped	under-bench	2	630 x 1137 x 570 <sup>(1)</sup>	60	1	1	50	213
792T <sup>(4)</sup>	-	Cabinet equipped	under-bench	1	670 x 1137 x 615 <sup>(4)</sup>	60	-	1	50	240
793+E <sup>(2)</sup>	-	Cabinet equipped	working cover	2	1100 x 1137 x 670 <sup>(2)</sup>	115	2	1	30	297
798+E <sup>(2)</sup>	-	Cabinet equipped	working cover	1	1100 x 635 x 670 <sup>(2)</sup>	65	2	1	40	182
794+E <sup>(3)</sup>	794+PJE <sup>(3)</sup>	Cabinet equipped	tall	1	1950 x 635 x 620 <sup>(3)</sup>	130	3	1	50	287
795+E <sup>(3)</sup>	795+PJE <sup>(3)</sup>	Cabinet equipped	tall	2	1950 x 1137 x 620 <sup>(3)</sup>	250	3	1	30	453
795+900E <sup>(3)</sup>	-	Cabinet equipped	tall	2	1950 x 905 x 620 <sup>(3)</sup>	200	3	1	46	438

## NON-EQUIPPED CABINETS

Reference	Description	Type	Number of door(s)	Outside dimensions H x W x D (mm)	Inside dimensions H x W x D (mm)	Weight (kg)
791+	Cabinet without equipment	under-bench	1	630 x 635 x 570 <sup>(1)</sup>	420 x 490 x 285	122
792+	Cabinet without equipment	under-bench	2	630 x 1137 x 570 <sup>(1)</sup>	420 x 1000 x 285	203
793+	Cabinet without equipment	working cover	2	1100 x 1137 x 670 <sup>(2)</sup>	820 x 1000 x 410	277
798+	Cabinet without equipment	working cover	1	1100 x 635 x 670 <sup>(2)</sup>	820 x 490 x 410	171
794+	Cabinet without equipment	tall	1	1950 x 635 x 620 <sup>(3)</sup>	1620 x 490 x 410	277
795+	Cabinet without equipment	tall	2	1950 x 1137 x 620 <sup>(3)</sup>	1620 x 1000 x 410	435
795+900	Cabinet without equipment	tall	2	1950 x 905 x 620 <sup>(3)</sup>	1620 x 765 x 410	420

## EQUIPMENTS AND ACCESSORIES

P/N	Description	Outside dimensions H x W x D (mm)	Weight (kg)
E1	Containment shelf for 1 door cabinet type 791+	30 x 490 x 285	3
E2	Containment shelf for 2 doors cabinet type 792+	30 x 1000 x 285	6
E48	Containment shelf for 1 door cabinet - W: 635 - D: 670 mm	30 x 490 x 410	3
E35	Containment shelf for 2 doors cabinet - W: 1135 - D: 670 mm	30 x 1000 x 410	6
E235-900	Containment shelf for 2 doors cabinet - W: 900 - D:670 mm	30 x 765 x 410	6
B1	Containment sump for 1 door cabinet type 791+	100 x 490 x 285	3
B2	Containment sump for 2 doors cabinet type 792+	100 x 1000 x 285	6
B48	Containment sump for 1 door cabinet - W: 635 - D: 670 mm	100 x 490 x 410	5
B35	Containment sump for 2 doors cabinet - W: 1135 - D: 670 mm	100 x 1000 x 410	10
B235-900	Containment sump for 2 doors cabinet - W: 900 - D:670 mm	100 x 765 x 410	10
C1	Perforated cover plate for 1 door cabinet type 791+	90 x 480 x 285	3
C2	Perforated cover plate for 2 doors cabinet type 792+	90 x 990 x 285	6
C48	Perforated cover plate for 1 door cabinet - W: 635 - D: 670 mm	90 x 460 x 390	4
C35	Perforated cover plate for 2 doors cabinet - W:1135 - D: 670 mm	90 x 990 x 400	8
C235-900	Perforated cover plate for 2 doors cabinet - W:900 - D:670 mm	90 x 755 x 400	8
C1T	Perforated cover plate for 1 door drawer cabinet 791T	80 x 430 x 390	8
C2T	Perforated cover plate for 1 door drawer cabinet 792T	80 x 940 x 390	8
T48	Self retracting shelf for 1 door cabinet - W: 635 mm - D: 670 mm	80 x 420 x 380	6
T35	Self retracting shelf for 2 doors cabinet - W:1135 mm - D:670 mm	80 x 930 x 380	12
T235-900	Self retracting shelf for 2 doors cabinet - W:900 mm - D:670 mm	80 x 695 x 380	12
SE48	PVC containment shelf for E79148 (for E79235 model, 2 pieces by level are required)	30 x 488 x 377	3
SB48	PVC Containment sump for 1 door cabinet in W: 670 mm. For 2 doors models in W: 1135, 2 pieces by level are required).	100 x 471 x 409	5
TP48	Sloping roof for cabinet 1 door cabinet - W : 635 mm - 670 mm	235 x 640 x 620	10
TP35	Sloping roof for cabinet 2 doors cabinet - W : 1135 mm - 670 mm	235 x 1140 x 620	20
SERCODE	Code lock ((1 per door)	-	-

(1) Depth with the connecting sleeve at the back. Depth without connecting sleeve : 520 mm  
 (2) Depth with the connecting sleeve at the back. Depth without connecting sleeve : 620 mm

(3) Height with the connecting sleeve at the back. Height without connecting sleeve : 1900 mm  
 (4) Depth with the connecting sleeve at the back. Depth without connecting sleeve : 565 mm

The manufacturer reserves the right to discontinue or change specifications or designs at any time without notice and without incurring obligations. 06/2020

Flammable cabinets

Corrosive cabinets

Toxic cabinets and multirisk

Pesticide range

Fume hoods, filtering cabinets - Ventilation

Containment and Cans

File cabinets Anti-fire equipments

Showers and first-aid equipments